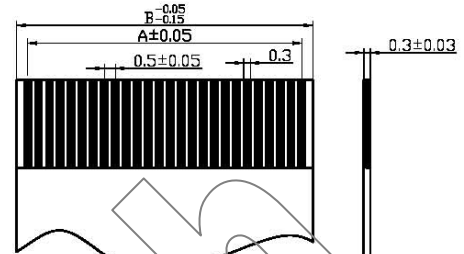
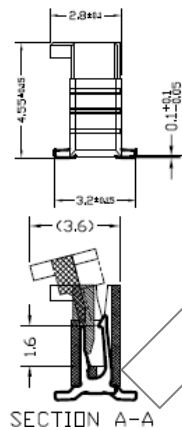
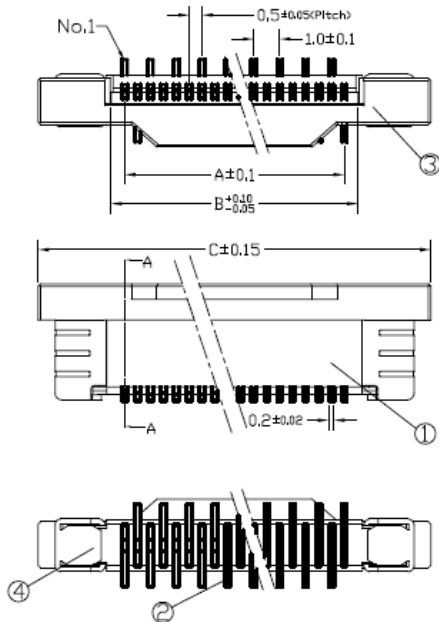


FPC0.5D-N-SMT-XP₂: PITCH 0.5mm ZIF FFC/FPC Conn. SMT Vertical N Type (H = 4.55mm)

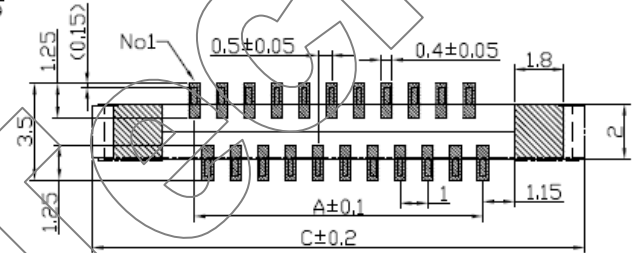
SPECIFICATIONS

Pitch: 0.5 mm
 Current Rating: 0.5A, AC, DC
 Voltage Rating: 50V, AC, DC
 Dielectric Withstanding: 500V AC/minute
 Insulator Resistance: ≥ 500 MΩ at 100V
 Contact Resistance: ≤ 30 mΩ/Contact
 Operating Temperature: -25°C ~+85°C
 Applicable FFC/FPC: 0.3mm ± 0.03mm
 Material:
 Base: LCP/PA9T, UL94V-0
 Latch: PPS, UL94V-0
 Contact Pin: Copper Alloy
 Contact Plating: Au or Sn Over 50u" Ni

ROHS Compliance



Recommended Applicable FPC/FFC



Recommended PCB Layout

Circuit	Dimensions (mm)			Circuit	Dimensions (mm)			Circuit	Dimensions (mm)		
	A	B	C		A	B	C		A	B	C
4	1.50	2.60	8.20	23	11.00	12.10	17.70	42	20.50	21.60	27.20
5	2.00	3.10	8.70	24	11.50	12.60	18.20	43	21.00	22.10	27.70
6	2.50	3.60	9.20	25	12.00	13.10	18.70	44	21.50	22.60	28.20
7	3.00	4.10	9.70	26	12.50	13.60	19.20	45	22.00	23.10	28.70
8	3.50	4.60	10.20	27	13.00	14.10	19.70	46	22.50	23.60	29.20
9	4.00	5.10	10.70	28	13.50	14.60	20.20	47	23.00	24.10	29.70
10	4.50	5.60	11.20	29	14.00	15.10	20.70	48	23.50	24.60	30.20
11	5.00	6.10	11.70	30	14.50	15.60	21.20	49	24.00	25.10	30.70
12	5.50	6.60	12.20	31	15.00	16.10	21.70	50	24.50	25.60	31.20
13	6.00	7.10	12.70	32	15.50	16.60	22.20	51	25.00	26.10	31.70
14	6.50	7.60	13.20	33	16.00	17.10	22.70	52	25.50	26.60	32.20
15	7.00	8.10	13.70	34	16.50	17.60	23.20	53	26.00	27.10	32.70
16	7.50	8.60	14.20	35	17.00	18.10	23.70	54	26.50	27.60	33.20
17	8.00	9.10	14.70	36	17.50	18.60	24.20	55	27.00	28.10	33.70
18	8.50	9.60	15.20	37	18.00	19.10	24.70	56	27.50	28.60	34.20
19	9.00	10.10	15.70	38	18.50	19.60	25.20	57	28.00	29.10	34.70
20	9.50	10.60	16.20	39	19.00	20.10	25.70	58	28.50	29.60	35.20
21	10.00	11.10	16.70	40	19.50	20.60	26.20	59	29.00	30.10	35.70
22	10.50	11.60	17.20	41	20.00	21.10	26.70	60	29.50	30.60	36.20