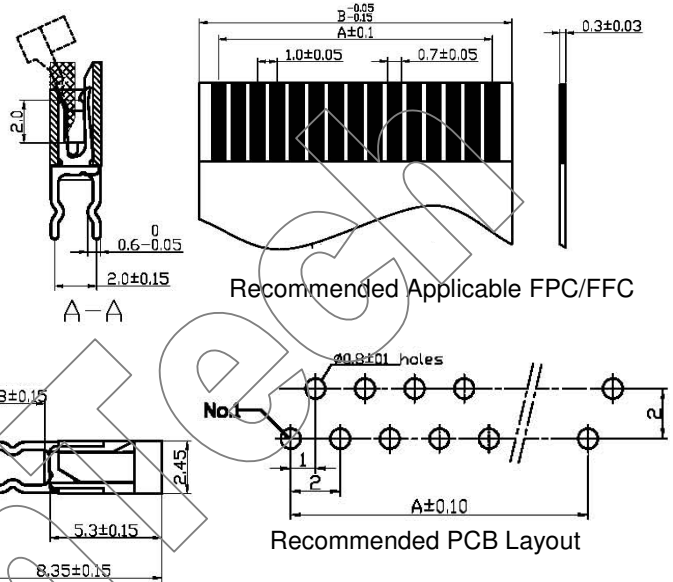
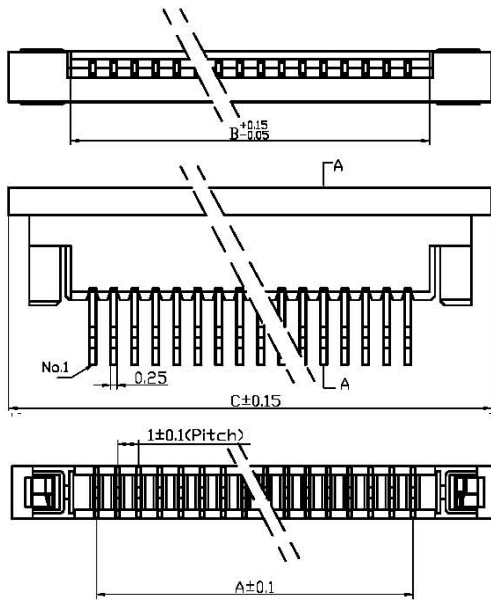



FPC1.0D-AP-TH-XP; PITCH 1.0mm ZIF FFC/FPC CONN. SMT Vertical P Type (H = 2.54)

SPECIFICATIONS

Pitch: 1.0 mm
 Current Rating: 0.5A, AC, DC
 Voltage Rating: 100V, AC, DC
 Dielectric Withstanding: 500V AC/minute
 Insulator Resistance: $\geq 800 \text{ M}\Omega$ at 100V
 Contact Resistance: $\leq 30 \text{ m}\Omega/\text{Contact}$
 Operating Temperature: $-25^\circ\text{C} \sim +85^\circ\text{C}$
 Applicable FFC/FPC: $0.3\text{mm} \pm 0.03\text{mm}$
 Material:
 Base: Nylon6T/LCP, UL94V-0
 Latch: PPS, UL94V-0
 Contact Pin: Copper Alloy
 Contact Plating: Au or Sn Over $50\mu\text{m}$ Ni

ROHS Compliant



Circuit	Dimensions (mm)			Circuit	Dimensions (mm)			Circuit	Dimensions (mm)		
	A	B	C		A	B	C		A	B	C
4	3.0	5.1	11.0	17	16.0	18.1	24.0	30	29.0	31.1	37.0
5	4.0	6.1	12.0	18	17.0	19.1	25.0	31	30.0	32.1	38.0
6	5.0	7.1	13.0	19	18.0	20.1	26.0	32	31.0	33.1	39.0
7	6.0	8.1	14.0	20	19.0	21.1	27.0	33	32.0	34.1	40.0
8	7.0	9.1	15.0	21	20.0	22.1	28.0	34	33.0	35.1	41.0
9	8.0	10.1	16.0	22	21.0	23.1	29.0	35	34.0	36.1	42.0
10	9.0	11.1	17.0	23	22.0	24.1	30.0	36	35.0	37.1	43.0
11	10.0	12.1	18.0	24	23.0	25.1	31.0	37	36.0	38.1	44.0
12	11.0	13.1	19.0	25	24.0	26.1	32.0	38	37.0	39.1	45.0
13	12.0	14.1	20.0	26	25.0	27.1	33.0	39	38.0	40.1	46.0
14	13.0	15.1	21.0	27	26.0	28.1	34.0	40	39.0	41.1	47.0
15	14.0	16.1	22.0	28	27.0	29.1	35.0				
16	15.0	17.1	23.0	29	28.0	30.1	36.0				